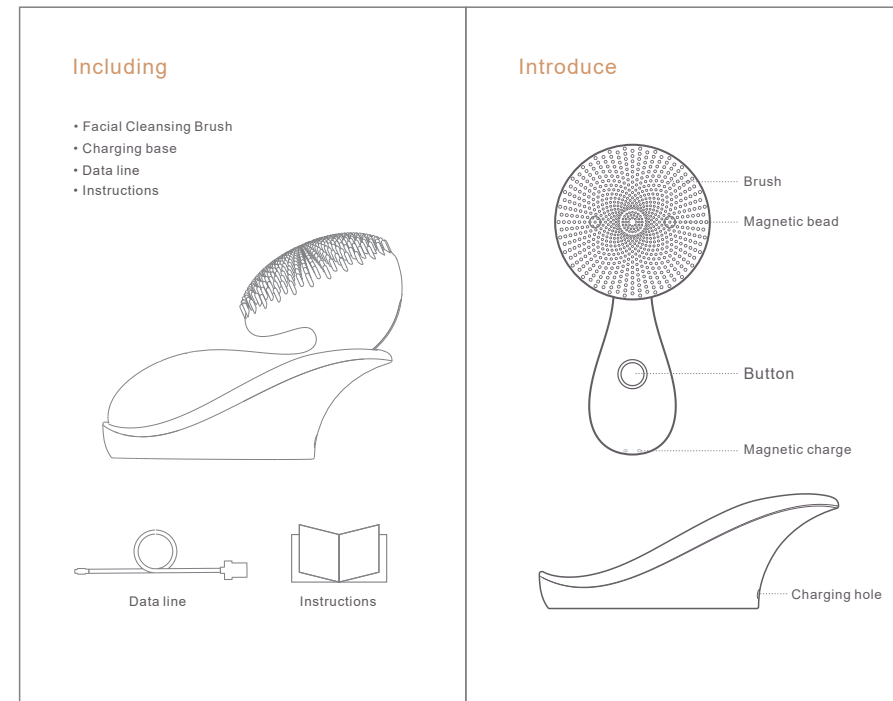




Front cover

5



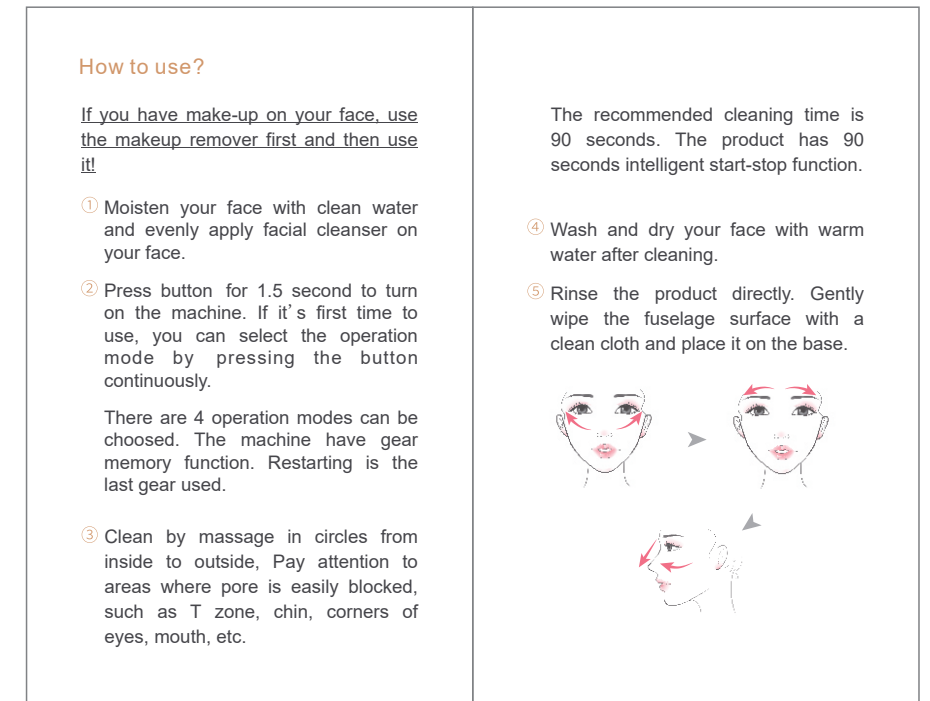
www.primy.com hello@primy.com

Back cover

6

1

2



How to use?

If you have make-up on your face, use the makeup remover first and then use it!

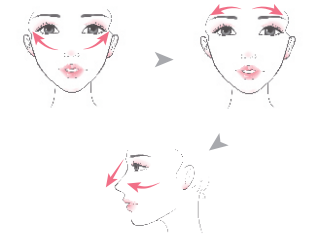
- ① Moisten your face with clean water and evenly apply facial cleanser on your face.
- ② Press button for 1.5 second to turn on the machine. If it's first time to use, you can select the operation mode by pressing the button continuously.

There are 4 operation modes can be choosed. The machine have gear memory function. Restarting is the last gear used.

- ③ Clean by massage in circles from inside to outside, Pay attention to areas where pore is easily blocked, such as T zone, chin, corners of eyes, mouth, etc.

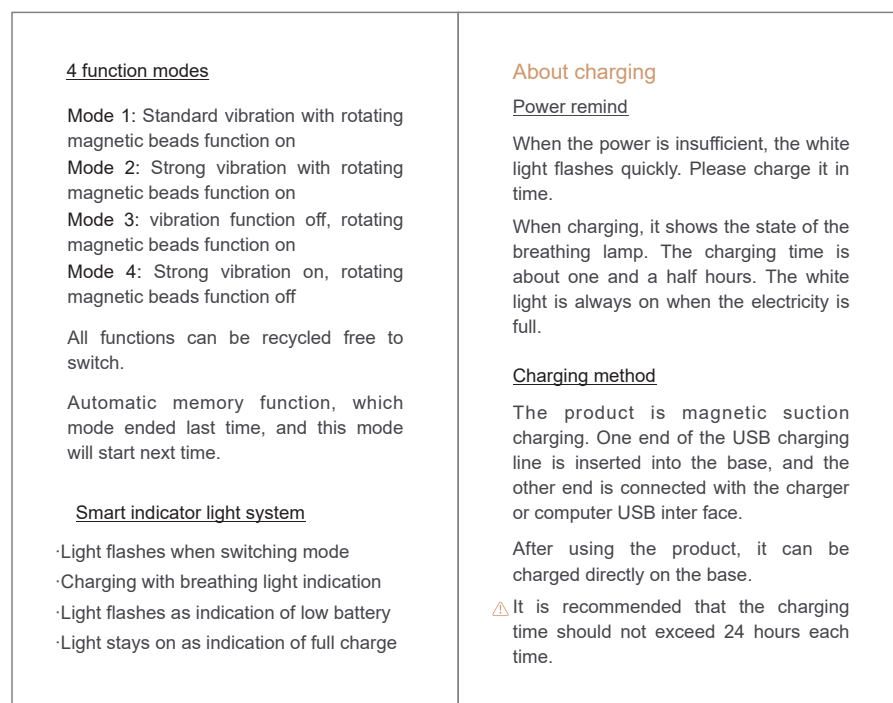
The recommended cleaning time is 90 seconds. The product has 90 seconds intelligent start-stop function.

- ④ Wash and dry your face with warm water after cleaning.
- ⑤ Rinse the product directly. Gently wipe the fuselage surface with a clean cloth and place it on the base.



3

4



4 function modes

- Mode 1: Standard vibration with rotating magnetic beads function on
- Mode 2: Strong vibration with rotating magnetic beads function on
- Mode 3: vibration function off, rotating magnetic beads function on
- Mode 4: Strong vibration on, rotating magnetic beads function off

All functions can be recycled free to switch.

Automatic memory function, which mode ended last time, and this mode will start next time.

Smart indicator light system

- Light flashes when switching mode
- Charging with breathing light indication
- Light flashes as indication of low battery
- Light stays on as indication of full charge

About charging

Power remind

When the power is insufficient, the white light flashes quickly. Please charge it in time.

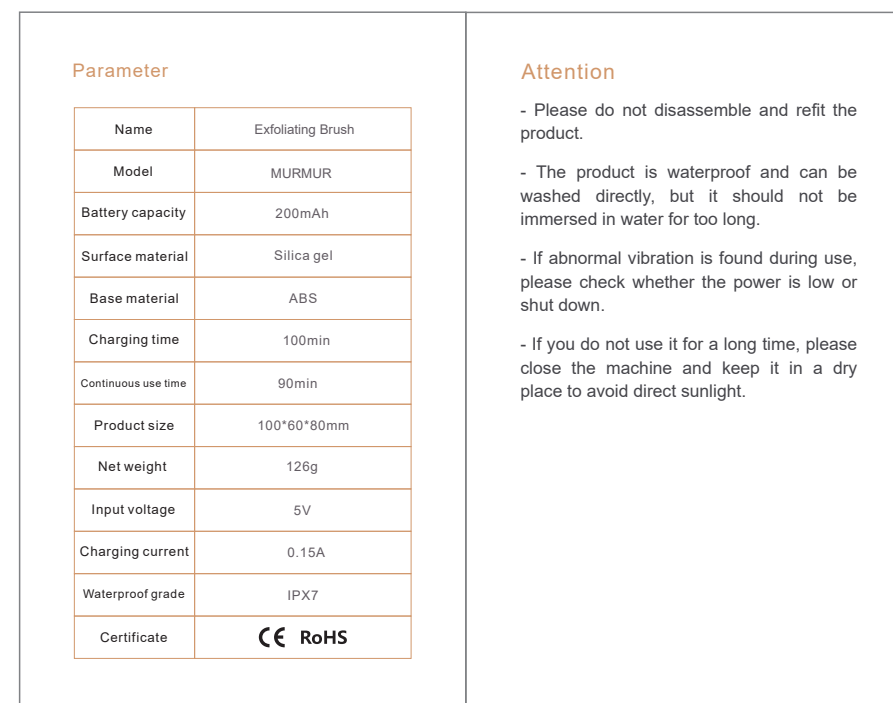
When charging, it shows the state of the breathing lamp. The charging time is about one and a half hours. The white light is always on when the electricity is full.

Charging method

The product is magnetic suction charging. One end of the USB charging line is inserted into the base, and the other end is connected with the charger or computer USB inter face.

After using the product, it can be charged directly on the base.

△ It is recommended that the charging time should not exceed 24 hours each time.



Parameter

Name	Exfoliating Brush
Model	MURMUR
Battery capacity	200mAh
Surface material	Silica gel
Base material	ABS
Charging time	100min
Continuous use time	90min
Product size	100*60*80mm
Net weight	126g
Input voltage	5V
Charging current	0.15A
Waterproof grade	IPX7
Certificate	CE RoHS

Attention

- Please do not disassemble and refit the product.
- The product is waterproof and can be washed directly, but it should not be immersed in water for too long.
- If abnormal vibration is found during use, please check whether the power is low or shut down.
- If you do not use it for a long time, please close the machine and keep it in a dry place to avoid direct sunlight.

7

8

