

Thank you for purchasing this product! In order to use this product correctly, please read this manual before use; in order to read the manual at any time when you need it, please keep this manual in a safe place.

About this manual:

The product pictures and related product features shown in this manual, as well as some nouns, can only be used as a reference. The user will use the actual product as the standard, and the referenced data comes from the company's laboratory. Hair combs are designed for home electronic health products and are not suitable for diagnostic, therapeutic, and other commercial uses.

Safety Precautions

Please use this product correctly according to the contents and recommendations of the manual. The product should be cleaned in time after use to avoid accumulation of grease and its residues.

	Related content: Incorrect actions can lead to personal injury
	Related content: Incorrect operation can result in personal safety or property damage

Danger

- Please use the charging cable supplied with this product and connect the charger plug to the household socket correctly to avoid malfunction or fire caused by heat.
- Since this product has a built-in rechargeable battery, do not put it in a fire or use it in a high temperature environment, which may cause malfunction or fire due to heat.
- It is strictly forbidden to use a person who has undergone cardiac surgery or a medical electronic device such as a pacemaker or an embedded defibrillator placed inside the body.

Caution

- To prevent the occurrence of danger, do not use it with medical electronic equipment.
- This product is not allowed to be used while showering or bathing.

1

- For the reason of health, sharing this product with others is not recommended.
- For first-time use or sensitive skin, please try a small area of skin and confirm the condition of the skin before using.
- Please do not use this product near inflammable and explosive materials (such as alcohol, gasoline, spray, etc.), which may cause fire or explosion.
- Please shut down and unplug the power plug before cleaning and maintenance.
- This product is not allowed to be placed vertically with comb teeth facing down, there is a risk of liquid leakage.
- If you have any obvious skin problems (including but not limited to melanoma, basal cell carcinoma, actinic keratosis, systemic lupus erythematosus, porphyria, coagulation abnormality and collagen abnormality, such as keloid, excessive scar or poor wound healing history), please consult your doctor before using the product.
- Slight redness may appear immediately after caring, because blood flow may be affected. During caring, you may have a heating and tingling feeling. Such reactions will disappear in a few minutes. If the skin reaction does not fade away after 24 hours of use, please consult your doctor.

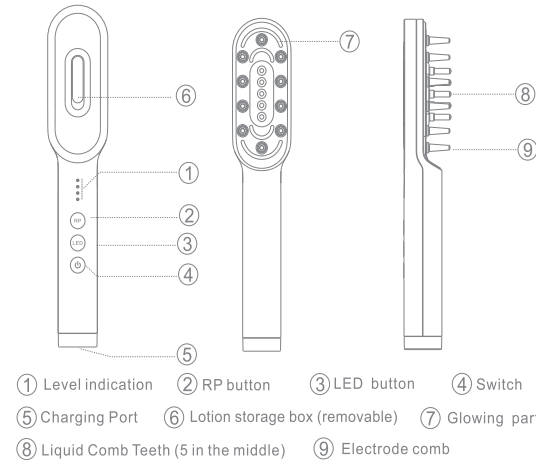
- In case any of the following conditions occurs, please consult your doctor before using this product:
 - Skin symptoms or possible effects on the skin.
 - Symptoms that can affect thermal perception or fine motor skills.
 - Recently performed head surgery and cosmetic treatment.
 - Any drugs that may affect skin, thermal perception or fine motor skills have been used.

- In case of any discomfort with your skin or body, please stop using it immediately.
- This appliance is not intended to be used by those who are physically weak, slow in response or have mental disorders, unless it is used safely under the guidance or help of the person responsible for its safety.
- This appliance is not allowed to be used by unattended children and disabled persons. Children are not allowed to play it.
- While using, in case of any abnormal heating with the product, please stop using it immediately and turn off the power to avoid scalding.
- Please do not use the damaged charger or socket that is too loose to be fully plugged in, so as to avoid electric shock, short circuit, fire, etc.

2

- If the machine is damaged, for the purpose to avoid danger, it must be repaired by professionals from the manufacturer, its maintenance department or similar departments.
- Please do not use this product near inflammable and explosive materials (such as alcohol, gasoline, spray, etc.), which may cause fire or explosion.
- Please shut down and unplug the power plug before cleaning and maintenance.
- Do not use this product for any purpose other than specified in this manual, so as to avoid failure or fire caused by heating.
- This product is not waterproof and should not be immersed in water or rinsed with water.
- Please use this product at an ambient temperature between 15 °C and 30 °C.
- Please charge and store this product at an ambient temperature between 5 °C and 35 °C.
- Do not store this product in a humid environment.

Part Identification



Use this product in with hair growth lotion.

3

Use of this product

【 Charging 】

- Fully charge the product for the first time use.
- Connect the machine to the charging line and charger, and plug in the household power socket. The product cannot be used during charging.
- During charging, the level indicator will flash for a long time.
- After charging is finished, the level indicator will be normally on.
- Charging time takes about 2.5 hours.
- Fully charged can use about 70 minutes (The product is set to shut down automatically in 10 minutes.)

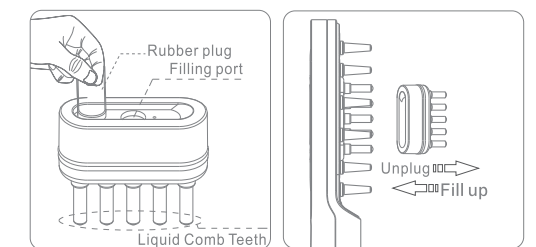
※ The number of uses will vary somewhat depending on usage.



【 Preparation before use 】

- Wipe the comb and its teeth clean;
- Before use, please wipe off dirt such as grease or water on the head to ensure that the skin on the head is in a good clean state.
- Prepare hair growth lotion.

【 Filling Lotion 】



- Pull up the rubber plug of the lotion storage box, inject the hair growth lotion, and then plug it back into the rubber plug.
- Put the lotion storage box filled with hair growth lotion back on the comb.

4

※After filling the lotion, you can gently press the top of the teeth of the comb with your fingers to check the situation.

【 Operation 】

- Press the switch to turn on. The blue light turns on by default, and the RP output is 1 level.

※For the first time use, it is recommended to use 1 gear for RP output, and then gradually adjust according to the degree of perception, and it is better to feel a slight tingle on the scalp.

- Press the LED key to select one of the following 4 modes to use.

Mode	Treatment duration	Expected effect
Purple	10 minutes	Protects the scalp environment and keeps the scalp fresh.
Red	10 minutes	Replenishes hair follicle vitality, regenerates healthy hair follicles, and reverses hair loss.
Purple, Red (Pink)	10 minutes	The scalp is refreshed and thick hair.
Purple, Red flicker (Pink pulse)	10 minutes	Improve nutrition asorption Nourish hair follicle

The LED light can also be used alone after using the hair growth lotion to enhance the absorption.

- Apply the comb to the skin of the head (the electrode comb teeth should fully contact the skin), and gently press the top of the head as a starting point to slowly move the comb in the direction of natural hair growth.

※When combing, you can hold the hair tips with one hand to reduce the stress on the scalp and prevent the hair from coming off.

5

- Take 10 minutes as a nursing time.

※The product has 10 minutes of automatic shutdown.

※If you want to pause the operation, you can press and hold the power button for 2 seconds to shut down.

It is recommended to use it once a day. If you need to use it multiple times, the interval should also be kept more than 5 hours.

Fault analysis and elimination

In case of any malfunction during the operation, please carry out following inspections. If failures cannot be eliminated or the product cannot operate properly, please contact after-sales service center. Do not disassemble and attempt to repair it by yourself.

Situation	Possible Reason	Measure
There is no feeling when it is in introducing mode	There are differences in skin perception degree	Use after upshift the gear or re-apply the hair growth lotion.
The device cannot be turned on	The device has been stored for a long time, resulting in low battery The battery has run out	Charge the battery of the device again before use. When charging, please check whether the charging indicator is on to ensure that the product is being charged.
The product cannot be charged	The plug is poor in quality The charger is damaged	Reconnect the main unit and charger, or plug the charger into another household socket Replace the charger with a new one, or connect the charging line to the USB port of the computer for charging.
Automatic shutdown during use	The battery has run out Automatic shutdown when preset time is reached	Charge the battery of the device fully before use Restart the device before use
No lotion comes out when used.	Comb teeth are blocked.	Wipe out the comb teeth with medical alcohol and clean the inside of the storage box.
	Hair growth lotion's concentration is too high.	Dilute the hair growth lotion or replace another one.

6

Frequent asked questions:

What skin care product shall be used together with it?

Do not use essential oils and powdered hair growth lotion.

My skin/eyes have reaction to the caring (with a feeling of burning itching).

Slight redness may appear immediately after caring, because blood flow may be affected. During caring, you may have a heating and tingling feeling. Such reactions will disappear in a few minutes. If the skin reaction does not fade away after 24 hours of use, please consult your doctor.

Cleaning and maintenance

- Before cleaning, please turn off the device.
- This product is not waterproof. Do not soak the appliance in water or flush it directly with faucet.
- Do not use steel wire brush, abrasive cleaner or corrosive liquid (such as gasoline or acetone) or chemical to clean the product.
- You can clean with a soft wet cloth or medical alcohol and wipe with a soft dry cloth.
- If it is not used for a long time (more than 2 months), please take the product out every two months and store it after it is fully charged.

Storage

- After use, please pour the lotion from the storage box and clean it before storing.
- The product can be stored in a travel bag.
- Please keep it out of the children's reach.
- Please keep it in a place with little moisture and dust.
- Please avoid storing the product in a place with high temperature or direct sunlight.

Note: Do not put a humid product in the bag.

7

Waste Treatment

The marking on this product or packaging material or accessory indicates that the material is made from a recyclable material. Separate waste into different recycling levels to facilitate the recycling of useful materials.



This appliance is equipped with lithium battery inside, so:

- Before the appliance is discarded, the battery must be taken out of it.
- When the battery is taken out, the appliance must be shut down and turned off.
- The battery shall be disposed of safely.
- The user cannot change the battery by himself. It is recommended that you send the product to the official collection point so that the professional removes the battery.

Remove the battery:
When you use the tool to open the product and when you discard the battery, please take necessary safety measures.



- Make the product run until it stops working;
- Cut off the decorative ring with scissors;
- Pry off the decorative sheet.
- Unscrew the 4 screws of the upper cover with a cross-fed screwdriver.
- Pry up the bottom cover of the product from the middle joint;
- Loosen the screws on the PCB and remove the PCB;
- Unplug the battery lead and remove the battery.

8

After-sales

- This appliance is intended for personal use only and is not suitable for commercial use.
- We offer a one-year warranty on the product, which is calculated from the date of purchase.
- The company does not guarantee the following conditions:
 - Damage caused by improper use, such as using the wrong power supply, inserting the product into an improper socket, man-made damage, etc.
 - The product caused by normal use is aging and wear, but it has little effect on the function of the product.
 - Product problems caused by other uses, or improper handling or non-professional repairs or the use of accessories other than the company.
 - Consumables or bonus accessories.
 - Damage caused by force majeure factors (such as lightning, earthquakes, fires, floods, etc.).

Specification

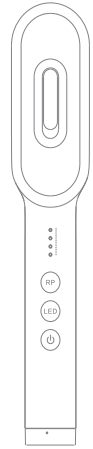
Product Name: Hair Grow Comb With Liquid Tank
Model: VERT
Voltage: 3.7V ---
Rated Power: 6.0W Net Weight: about 137g
Charging Power Supply: 5V --- 1A
Product Dimensions: 216x42x37mm
Packing List: 1 main unit, 1 charging cable, 1 operation manual.

Note: In view of the consistent policy of continuous improvement of products, the company reserves the right to change the product specifications, the actual goods are subject to shipment.

9

VERT

Hair grow comb with liquid tank



www.primy.com

hello@primy.com