

70mm

120mm



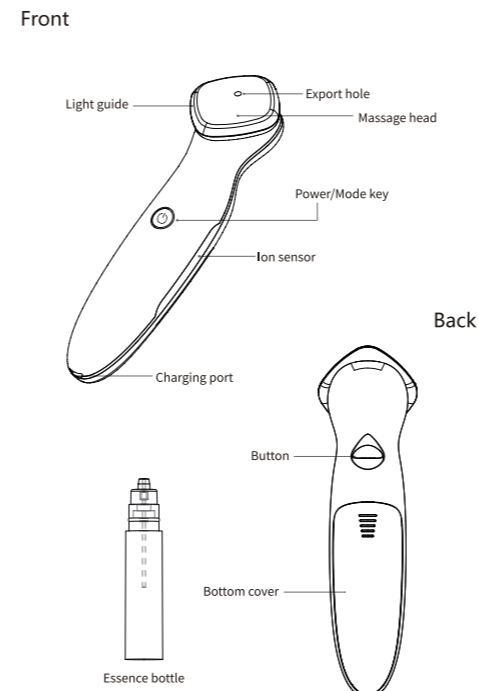
GARDENIA
EMS Essence Introduction
Beauty Instrument

www.praimy.com

hello@praimy.com

User Manual ▶

Product structure ▶



P1

Functional characteristics ▶

This product is a facial beauty instrument that integrates deep nourishment, warm moisturizing, EMS micro-current, and high-frequency vibration.

- **Vibration:** Use high-frequency vibration to relieve skin fatigue and allow skin to absorb skin care products more deeply.
- **Nourishment introduction mode:** Fully introduce skin care products to enhance cell activity, dilute fine lines, and nourish and rejuvenate skin.
- **Warm moisturizing mode:** Warm massage promotes blood circulation, improves skin firmness and elasticity, keeps skin in its best condition for a long time, and restores skin radiance and vitality.
- **When in use,** touch the ion sensor strip on the side of the body to form a loop with the human body.
- **EMS micro current** has the effect of lifting and firming. The pulsed electric ion microcurrent stimulates the subcutaneous tissues and muscles of the dermis, and you can feel the acupuncture and elasticity of the skin. Promote muscle movement, accelerate blood circulation, repair skin elastic fibers. Microcurrent stimulates the reorganization of subcutaneous tissues, activates cells to regenerate new collagen, improves fine lines and wrinkles on the skin surface, and makes the skin firmer, more vigorous, more elastic, smooth, soft, and whiter.
- **Red light:** improve absorption, improve dull skin, remove yellow skin and rejuvenate skin.
- **Blue light:** soothes and reduces swelling, calms and reduces inflammation.

P2

Product specifications ▶

Name: EMS Essence Introduction Beauty Instrument Packing Size: 200*100*68mm
Model: GARDENIA Vibration Frequency: 10000rpm
Product Size: 172*48*52mm Input Voltage: DC 5V
Net Weight: 85g Charging Time: ≈3H
Temperature: 40±5°C Timing: 10 min/time
Power: <3W Use Time: Continuous about 40 min

Introducer three modes ▶

1. Mode 1: Red light + EMS (weak)



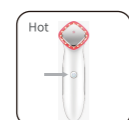
1.Red light enhances absorption, improves dull skin, removes yellowing and rejuvenates skin. EMS micro current activates cells, lifts and tightens skin. (Mode 1 EMS micro current is slightly weaker)



2.The hand touches the ion sensor strip on the side of the fuselage at the same time, and lifts the face from bottom to top in the direction indicated by the arrow in the figure.

P3

2.Mode 2: Red light + EMS (strong) + warm



1.Red light enhances absorption, improves dull skin, removes yellowing and rejuvenates skin. EMS micro current activates cells, lifts and tightens skin. Warm heat helps open pores, soothe the skin, soften the stratum corneum, and better absorb and import nutrients. (Mode 2 EMS micro current is slightly stronger)



2.The hand touches the ion sensor strip on the side of the fuselage at the same time, and lifts the face from bottom to top in the direction indicated by the arrow in the figure.

3.Mode 3: Blue light + ion induced vibration

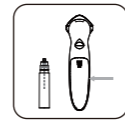


1.Blue light relieves swelling, calms and reduces inflammation. The vibration frequency is about 10,000 times per minute. High-frequency vibration + negative ion implantation allows the essence of skin care products to penetrate into the skin to help nutrient absorption, vibration massage the skin, and promote blood circulation in the facial skin.



2.The hand touches the ion sensor strip on the side of the fuselage at the same time, and lifts the face from bottom to top in the direction indicated by the arrow in the figure.

P4



Remarks: The new creative body has an essence bottle, which can be used to pour skin care products or essence into the bottle. When using it, use your fingers to repeatedly press the button on the back of the body to squeeze out to nourish and introduce.

Note:

- Long press the power button for 3 seconds to turn on/off.
- If the finger does not touch the side ion sensor strip during use, there will be no EMS micro-current induction, and there will be no vibration response in mode 3.
- This product uses micro-current ion technology. Depending on the individual's skin sensitivity, there will be a slight tingling sensation on the face when using it. This is a normal phenomenon, please feel free to use it.

Nursing model description

Morning wake up pattern (08:00)

Arousing skin soothing edema and applying makeup

- Apply lotion/toner
- Apply essence in the bottle+Introduce essence
- Apply makeup

Evening repair mode (21:00)

To nourish the living muscle floor throughout the night

- Apply lotion/toner
- Apply essence in the bottle+Introduce essence

P5

Machine maintenance

- For maintenance, please check if the power is off. If the power is turned on, it is possible to use wet towels and paper towels for maintenance.
- When there is dirt in the cotton ring, please remove it and rinse it with clean water.
- Do not wipe the fuselage with corrosive solution, such as alcohol, water, gasoline, armour removal water, etc. may cause product failure or parts cracking, discoloration, etc.

Tips:

- After the liquid in the essence bottle is used up, use a cotton swab to push the vacuum valve in the bottle back to the bottom, and then refill the essence from the bottle mouth.
- The EMS micro current consists of a close loop with head massage head and a side ion induction strip. A few consumers will feel that the inductionstrip will have a sense of current (EMS acupuncture sensation) when holding the induction strip. This is a normal phenomenon and is not the product current leakage.

P6

Cautions ▶

1. Please read this instruction carefully before use and to use this product correctly.
2. Do not clean with water. Please turn off the power before cleaning. Wipe with clean cloth or dip in a little alcohol.
3. Do not fall or strike strongly on this product, do not disassemble or modify without authorization, we do not provide free warranty service due to malfunction caused by human factors.
4. Do not approach the strong magnetic field, do not directly in the sun, do not contact with corrosive liquid, lest the machine work properly and damage.
5. Do not put this product next to high-temperature or high-power appliances to avoid fire, electric shock and other accidents.
6. This product should not stay in the same position during the use of the massage head, need to continue to move the position.
7. For the first time (first use or unused for a long time), be sure to charge, the charge indicator light from flashing to normal after the electricity is full, can be used normally.
8. Non-professional do not remove this product, if the product malfunction, or not normal operation, do not continue to use, it should be sent back to the designated after-sales service intermediate maintenance.
9. Please do not allow children or limb movement restrictions, the installation of pacemakers, cardiac bypass and other people using medical equipment to use this product.

Warning!!

1. Please stop use immediately when abnormal fever, lest cause skin damage or fire.
2. Please do not fall or impact the instrument to avoid causing trouble.
3. Please do not use the power cord when it was broken, in order to avoid short-circuit and fire.
4. Please do not use the following groups:
Infectious patients, heart disease patients, high fever patients, malignant tumors, acute patients, Medical appliance, skin disease patient, pregnant/lactating person, excessive sunburner, muscle Particularly sensitive, vasodilator, Being hospitalized.

P7

Guarantee ▶

1. The free maintain of the guarantee card only use for the caused by product itself quality problems.
2. One year guarantee from the date of purchase.
3. Free to change broken parts, shipping cost is bear by customers.
4. If damage to the instrument due to force majeure is not covered by the warranty, repair service may be provided, but additional repair costs are required.
5. Please fill the guarantee clearly, without any revision. Please take good care of Guarantee card. If lost, won't be re-provided.

Client's name	Contact person	
Client's address	Contact Telephone	
Products name	Product model	
Purchase date	Serial number	
Fix records	Date	Causes and handling of faults

Implementation of standards:GB 4706.1-2005

